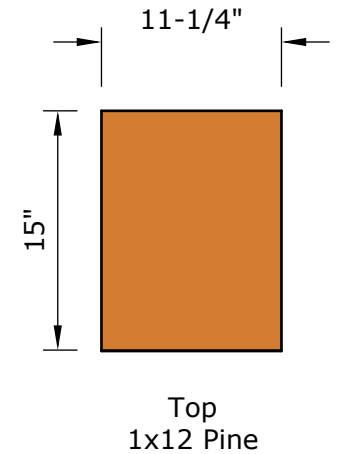
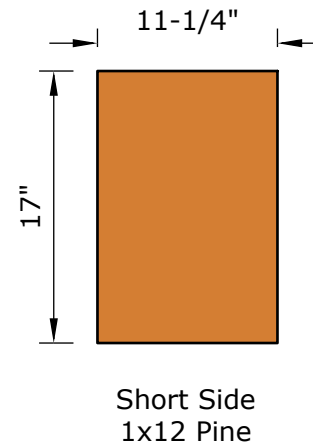
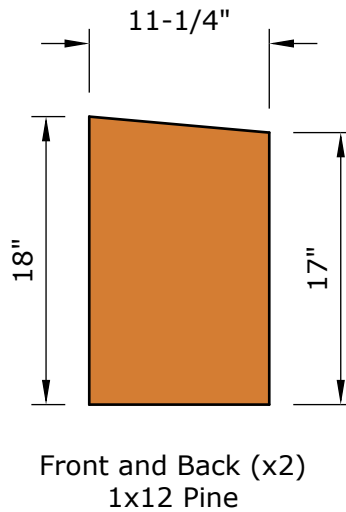
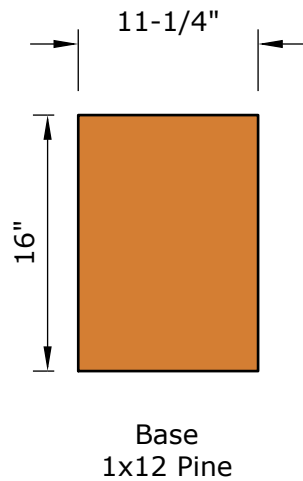
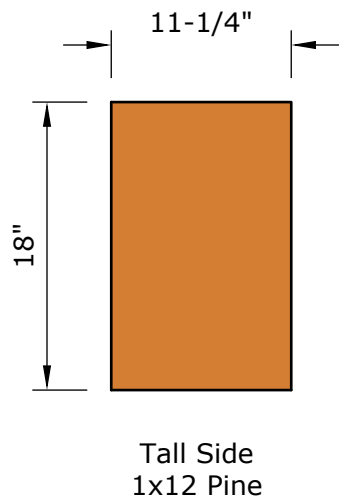
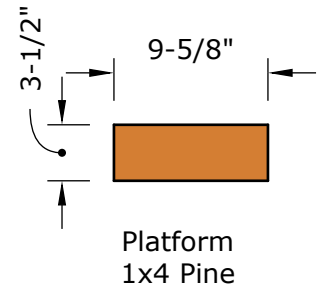
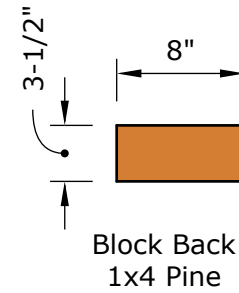
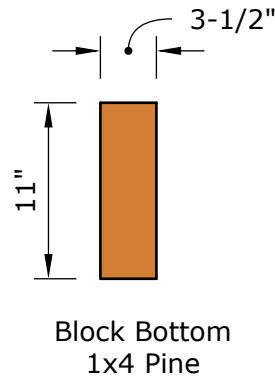
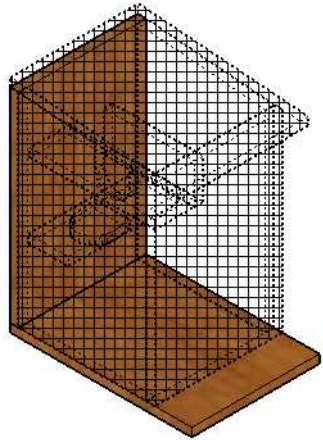


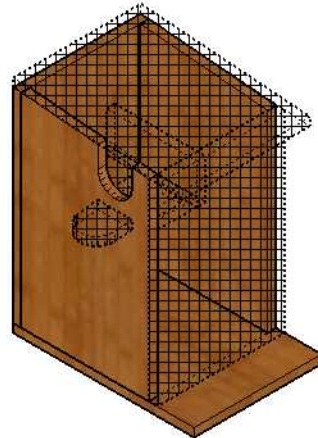
## Squirrel House Plans

- Materials:** (1) 1x12 Pine 10ft  
 (1) 1x4 pine 3ft  
 (1) Hinge  
 (1) Spring Latch  
 (30ish) 2" Screws

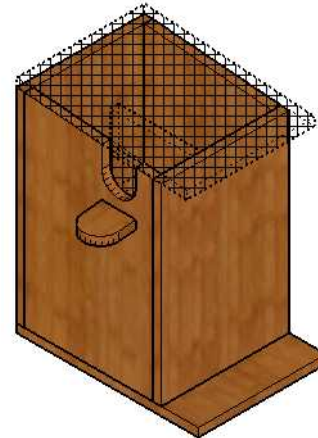




Attach Tall Side to Base



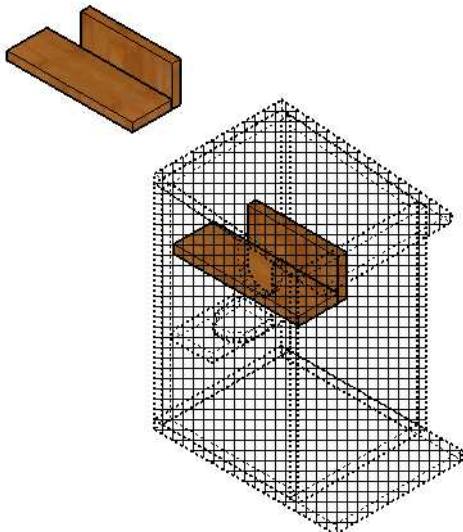
Attach Front and Back to Base.  
Cut a 3in hole in the  
Front where shown.




Attach Short Side to Base.  
Attach 3in hole plug to the  
Front where shown.



Attach Platform to Tall Side  
About 6in from Base.  
Front not shown.



Assemble Block and install  
just inside door creating tunnel.  
This will keep predators from  
being able reach in.



Attach the Top with the Hinge and Spring Latch as shown. Be sure the Latch is a two step spring latch as shown to keep predators from opening the house. If you change dimensions of this house, I suggest the 18in depth be kept as a minimum. This helps the squirrel inside avoid predators reach. Drill holes in the bottom to allow drainage and ventilation.